






















Fig. 3300

RACORES FITTINGS

				
UNION DOBLE / UNION	UNION DOBLE REDUCIDO/ REDUCING UNION	UNION DOBLE PASATABIQUE/ BULKHEAD UNION	UNION SIMPLE MACHO/ MALE CONNECTOR	UNION SIMPLE MACHO PASATABIQUE/ BULKHEAD MALE CONNECTOR
				
UNION SIMPLE HEMBRA / FEMALE CONNECTOR	UNION SIMPLE HEMBRA PASATABIQUES/ BULKHEAD FEMALE CONNECTOR	UNION TUBO REDUCTOR / TUBE END REDUCER	TAPON / CAP-CP AND PLUG	UNION DOBLE CODO 90°/ UNION ELBOW
				
UNION SIMPLE MACHO A 90° / MALE ELBOW	CONECTOR Y CODO PARA SOLDAR/SOCKET WELD ELBOW AND CONNECTOR	UNION SIMPLE HEMBRA Y CODO 90° / BUTT WELD CONNECTOR & FEMALE ELBOW	UNION EN T / UNION TEE	UNION EN T SALIDA MACHO CENTRAL/ MALE BRANCH TEE
				
UNION EN T SALIDA MACHO LATERAL / MALE RUN TEE	UNION EN T SALIDA HEMBRA LATERAL/ FEMALE RUN TEE	UNION EN T SALIDA HEMBRA CENTRAL/ FEMALE BRANCH TEE	UNION EN CRUZ / UNION CROSS	ANILLOS/ FRONT, BACK FERRULE, NUT & BULHEAD LOCK NUT



- Uniones con anillo de corte simple DIN 2353
- Uniones con anillo de corte doble
- Materiales: Acero Carbono, Aceros inox, Bronce, Monel, Latón
- Otras figuras; Consultar
- *Single ferrule tube fittings DIN 2353*
- *Twin ferrule tube fittings*
- *Materials: Carbon Steel, Stainless Steel, Bronze, Monel, Brass*
- *Ask for other accesories*